We are the only survey programming company that truly understands technology and research.

Our **US-based** team of experts help you realize your vision and deliver data the way you need it. We let you focus on what you want to do instead of worrying about how you will do it.

Why Jibunu?

Dedicated Project Manager

Never get left in the dark. Your dedicated project manager is ready to answer any questions you have and **keep you updated** on the status of your project.

Experienced Programmers

Never say "I wish we could do that". Your survey will be programmed by a software engineer with **years of survey programming experience.** Nothing is too complex.

Trusted Partner

Get a partner, not a vendor. We pride ourselves on being an **extension of your organization**. You can rely on us for insight, collaboration, advice, and commitment to your **long-term success.**

Limitless Capabilities

Set yourself apart from the competition. Create tools and methodologies tailor-made for **your** product, **your** service, **your** client, and **your** audience.

Products and Services

Survey Programming

Survey programming is not just another service we offer, it is what we specialize in.

- Complex logic and branching
- Large Scale Trackers
- Medical Studies/Patient Charts
- Concept Testing
- Discrete Choice/ Max Diff
- Comples Multi Language
- Segmentation Algorithms
- and much more!

Custom Development

Bringing your ideas to life should be a fun and collaborative experience. We help you balance the art and the technology behind making your dreams a reality.

- Virtual Shelves and Menus
- Custom Exercises
- Website Simulation
- In House Efficiency Tools
- Anything You Can Dream Of

Market Research Tools

Don’t get restricted by one size fits all technology. We offer a variety of **customizable** research tools

- Video Response Capturing
- Conversational/Chat Bot Surveys
- Online Discussion Boards and Portals
- Digital Collage Builder
- Secure Content Hosting

Survey Capabilities and Pricing

Starter
Our basic pre-built design

Enhanced
Starter with additional functionality

Customized
Custom built design and features

Sliders

Likert $

- Click and drag slider with any number of scale points/increments

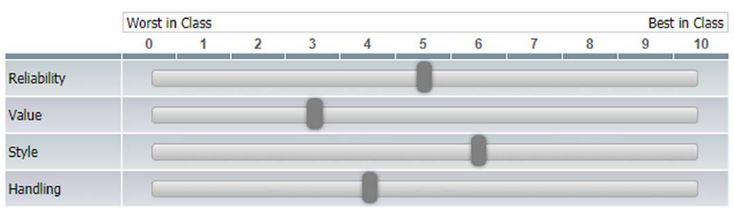

Example

Likert, Allocation or Card $$

Potential Enhancements

- Custom styling or layout
- Images

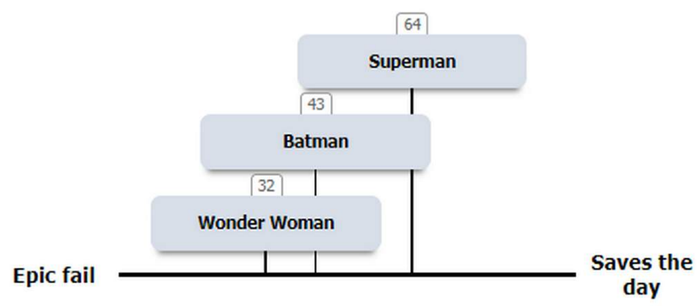

Example

Any Slider Type $$$+

Potential Customization

- Multiple enhancements
- Custom built functionality (i.e. images dynamically changing based on scale position)

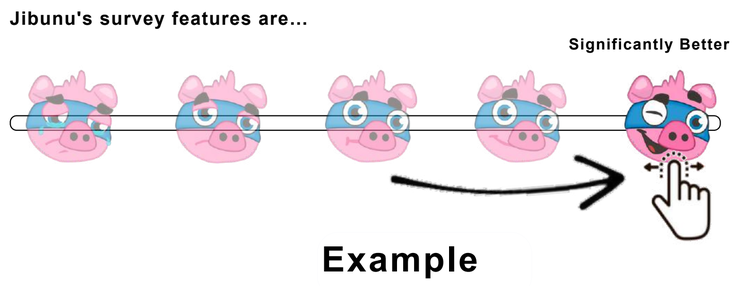

Example

Drag and Drops (setup and initial)

Text Only $$

- Drag and drop with predetermined buckets

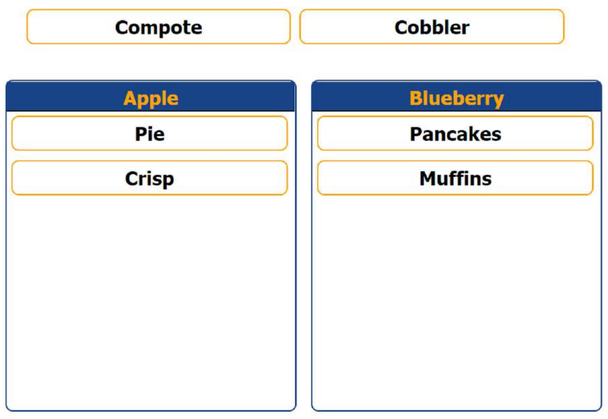

Example

Text or Images $$+

Potential enhancements

- Custom styling or layout
- Name your own buckets

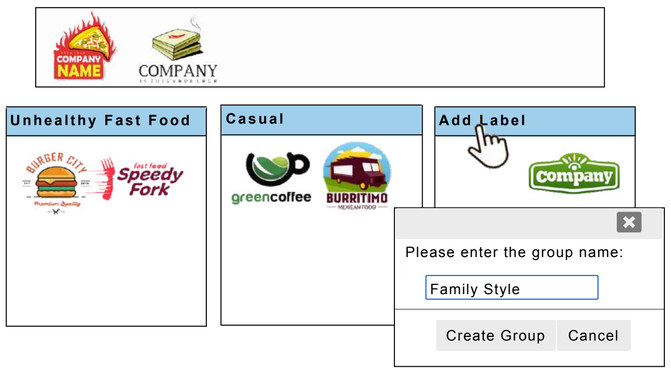

Example

Any Drag and Drop Type $$$+

Potential Customization

- Multiple enhancements
- Ranking within bucket(s)
- Custom built functionality (i.e. dragging images into or onto something)

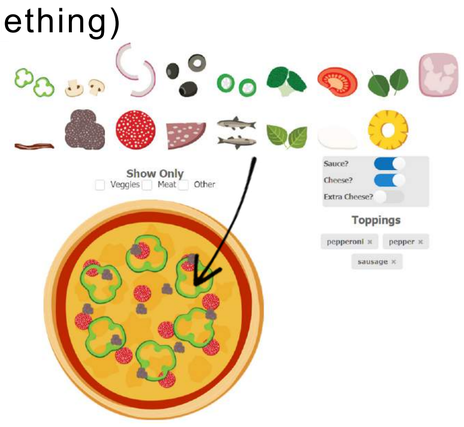

Example

Highlighters (setup and initial)

Text Only $$

- Highlight likes and dislikes
- One word at a time highlighting

Example

Text or Images $$$+

Potential enhancements

- Custom styling or layout
- Ability to add comments
- Additional highlighter colors
- Highlight by predetermined groupings ie sentences or phrases

Example

Any Highlighter Type $$$+

Potential Customization

- Multiple enhancements
- Custom built functionality (i.e. highlight a specific area of an image by drawing a box around it)

Example

Survey Capabilities and Pricing

Starter
Our basic pre-built design

Enhanced
Starter with additional functionality

Customized
Custom built design and features

Image Clicking (setup and initial)

Static Image $$$

- Click on the parts of an image you like and/or dislike
- Circle click markers



Example

Static or Dynamic Image $$$+

Potential Enhancements

- Custom click markers (i.e. emojis or stickers)
- Ability to add comments
- Hover overs or pop-ups



Example

Any Image Clicking Type $$$+

Potential Customization

- Multiple enhancements
- Custom built functionality (i.e. images dynamically changing based on scale position)

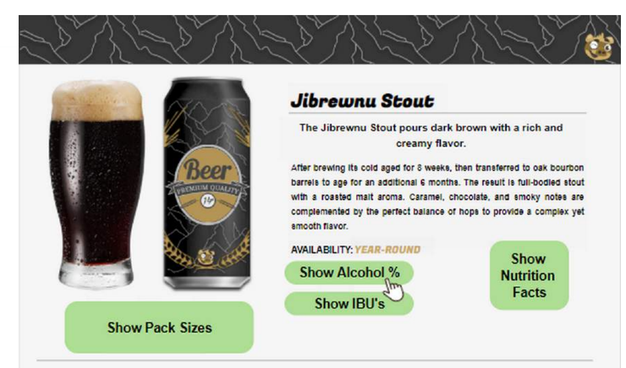

Page Turn (setup and initial)

View Only Pages $$

- Flip through 2 or more pages using arrow buttons or swiping

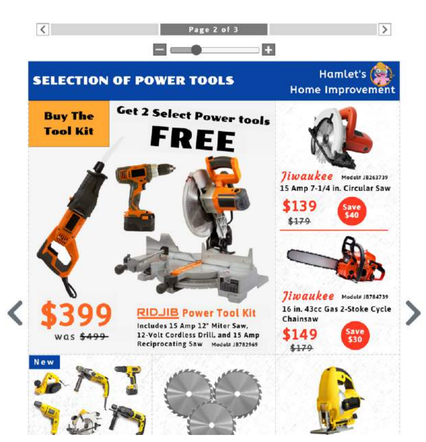

Example

Interaction on Pages $$$+

Potential enhancements

- Custom styling or layout
- Pop-ups or hover hovers
- Add clicking or highlighting

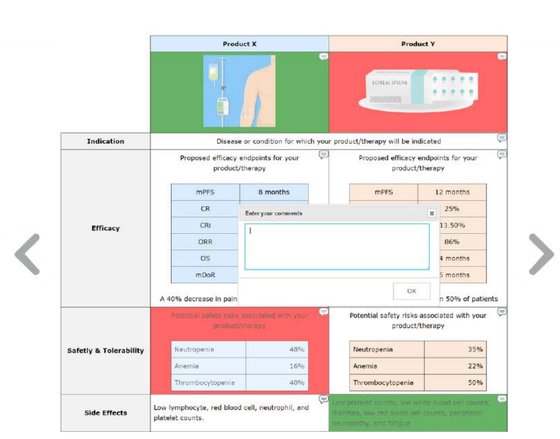

Example

Any Page Turn Type $$$+

Potential Customization

- Multiple enhancements
- Custom built functionality

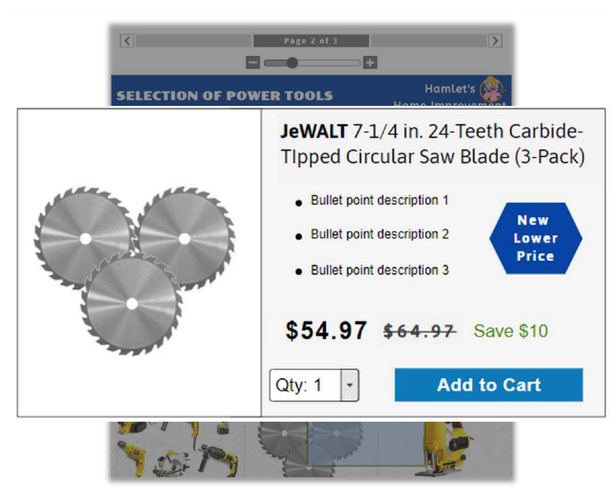

Example

Virtual Shopping

Static Image

Digital Ad Example

View/pick up multiple images

Virtual Shelf Example

Sort/filter, Discrete Choice

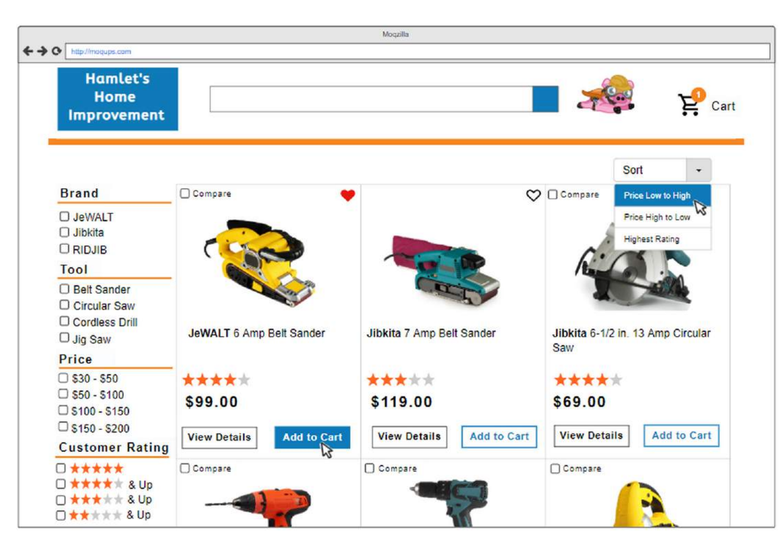

Website Replication Example

Advanced & Custom Questions

$$ - $$$$

Max Diff

Most Important		Least Important
○	Resale value	○
●	All whell drive (AWD)	○
○	Chrome trim pieces/styling	●
○	Touchscreen infotainment	○

Starter

Enhanced Example 1

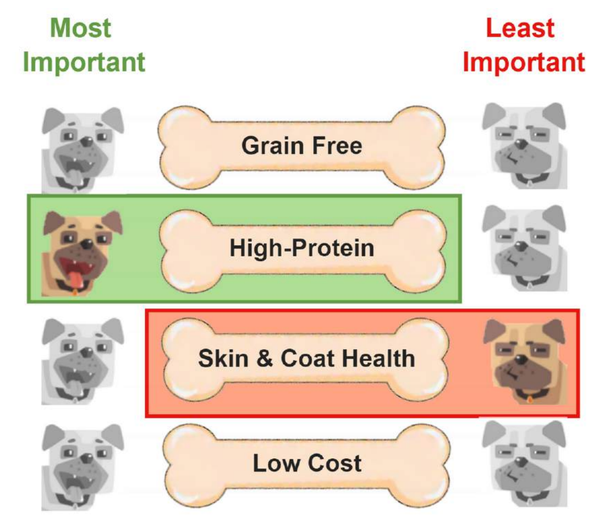

Enhanced Example 2

DCM/Conjoint

Plan Details	Plan 1	Plan 2	Plan 3
Price	$40/mo. per line	$50/mo. per line	$60/mo. per line
Data Allowance	3GB/line/month	7GB/line/month	Unlimited
Mobile Hotspot	not included	5GB/line/month	10GB/line/month
Unlimited Talk & Text	included	included	included
Video Streaming	included 420p	included 720p	included up to 1080p
Benefit	not included	not included	Netflix
Auto Pay Discount	not included	-$10	-$10
	○	○	○

Starter

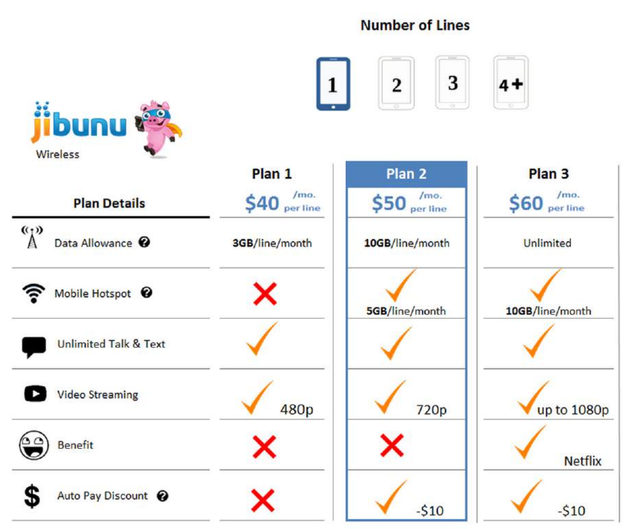

Enhanced Example 1



Enhanced Example 2

Custom Questions & Exercises

Package Naming Example

Package Building Example

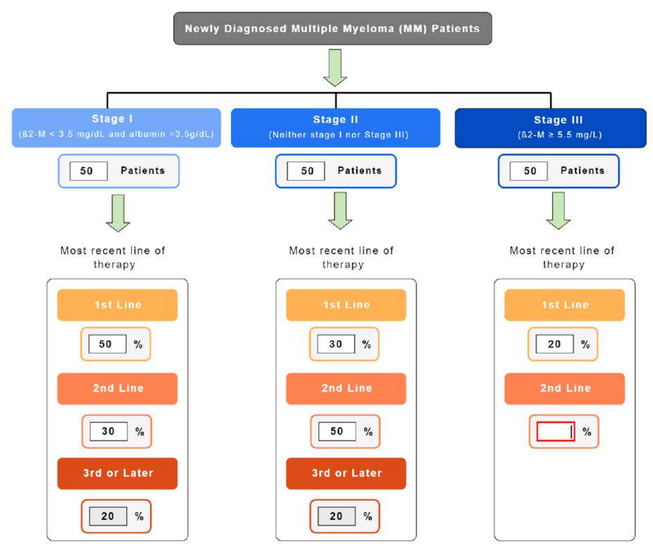

Question Tree Example

Conversational/Chat Bot

Keep respondents engaged with chat bots and conversational questions!

Chat Bots and conversational questions typically use a chat/messaging interface creating a familiar, fun, and mobile-friendly survey experience, that makes answering questions feel more like having a conversation

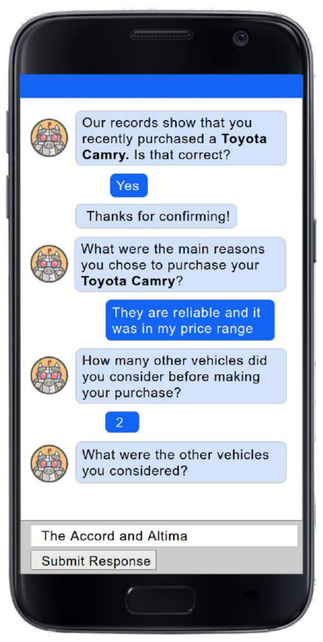

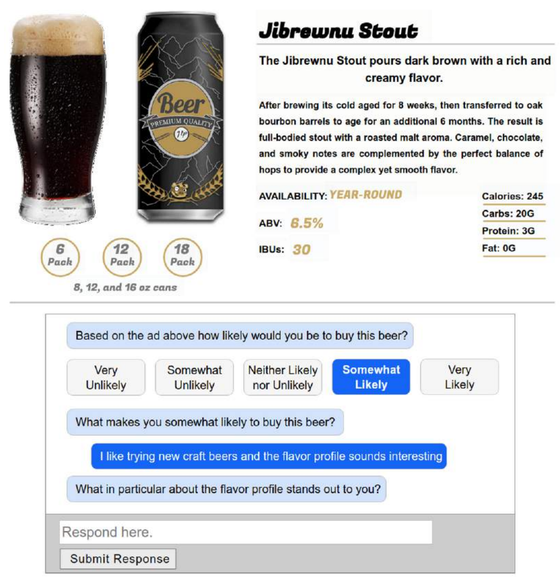

Digital Ad Example

Online Qual Tools

$$ - $$$$

Video Response Capturing

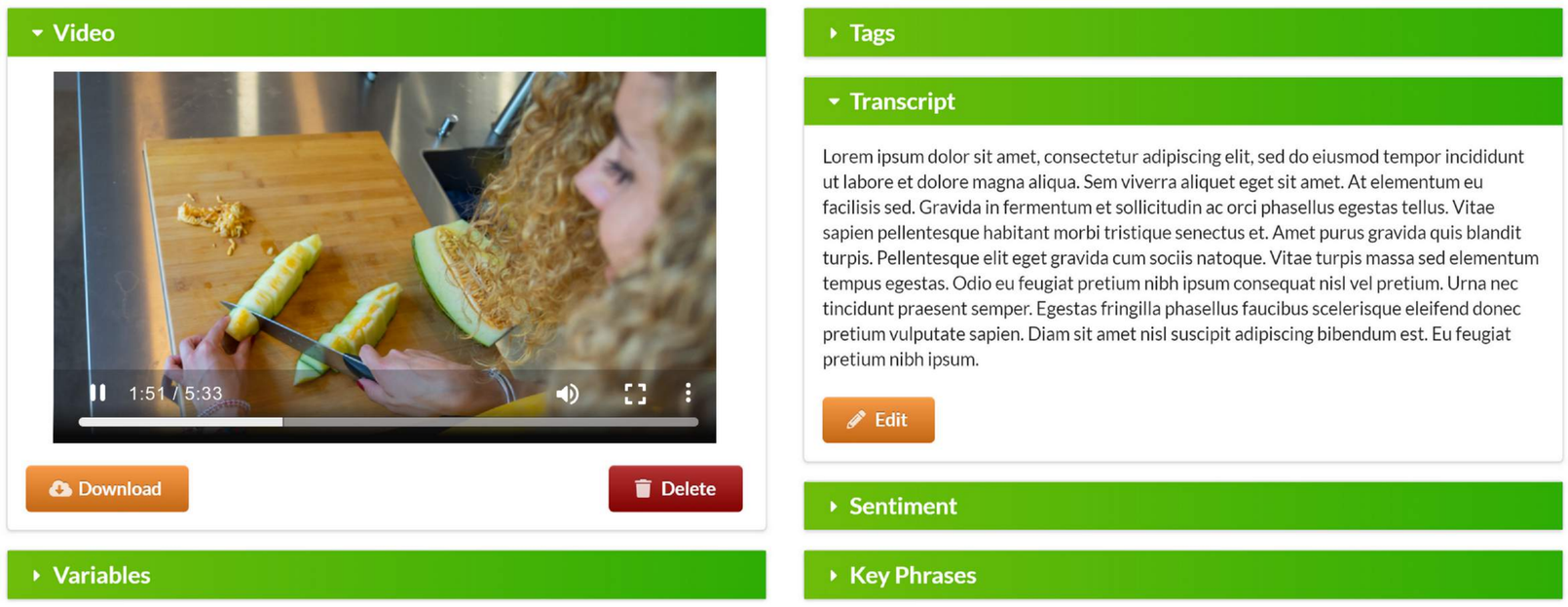

Interview Scheduler

Phone interviews aren't going anywhere, but you can make scheduling them easier by combining an online screener with our interview scheduling tool!

Respondents simple select a date and time based on the moderators availably, once a time slot is filled it is immediately removed from the list, so no overlapping occurs.

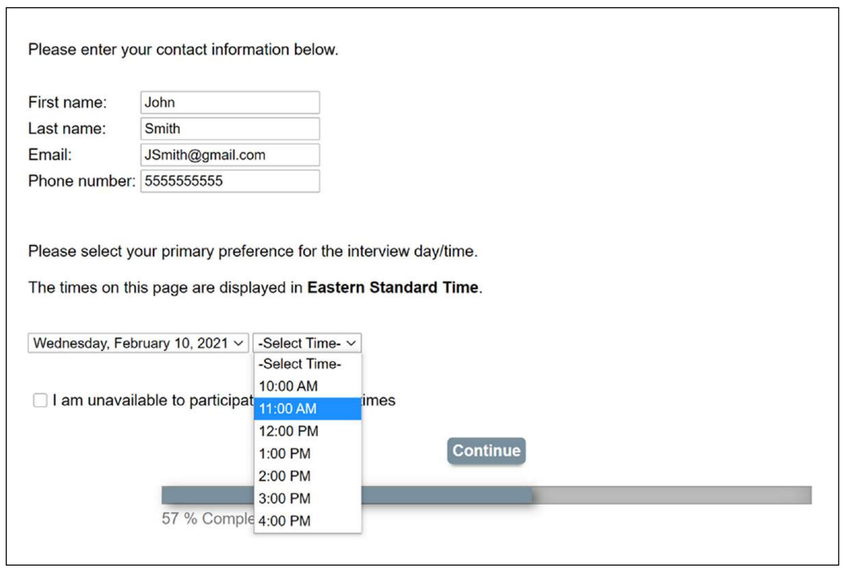

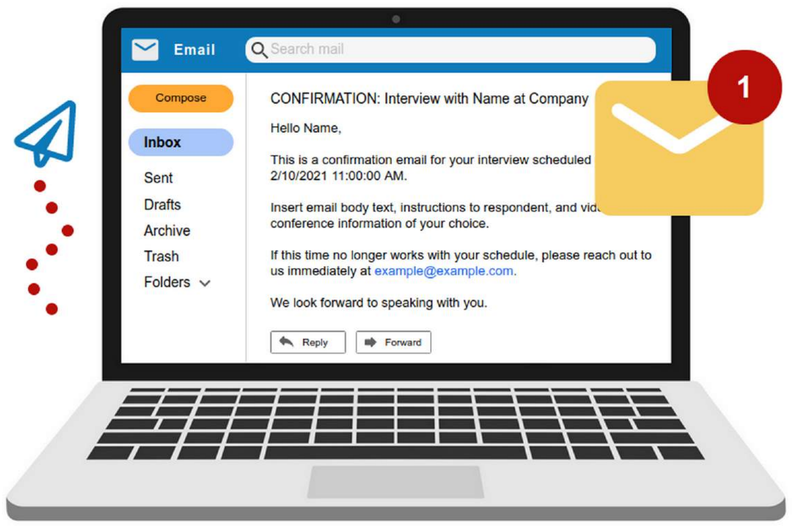

Online Discussion Boards

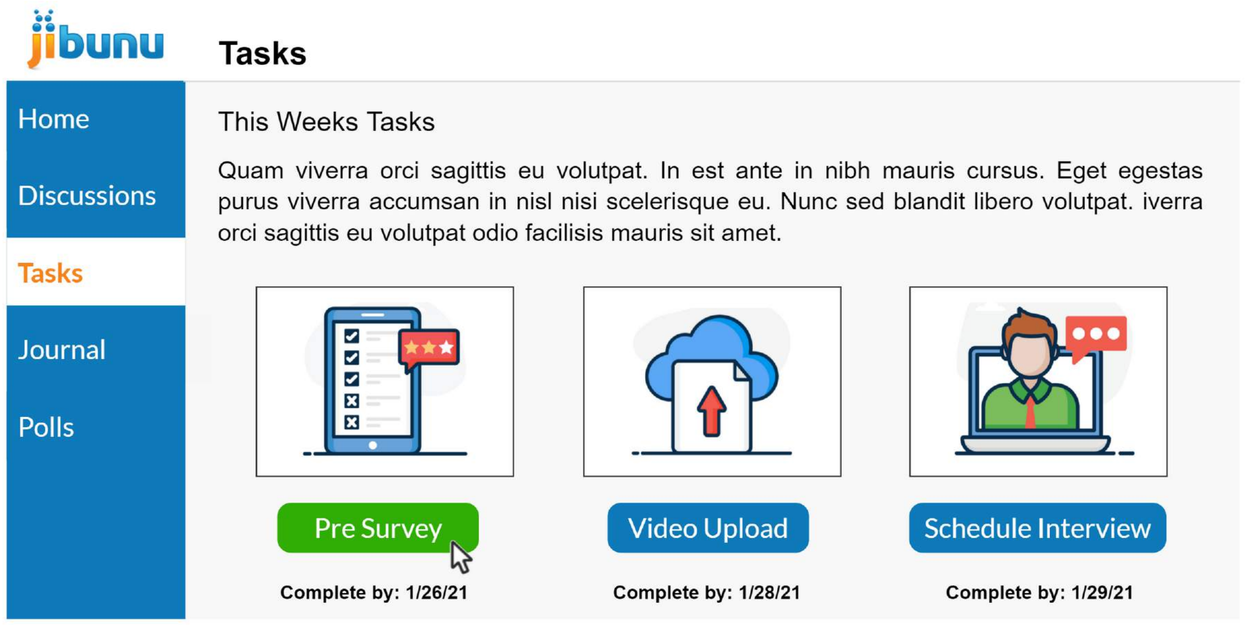

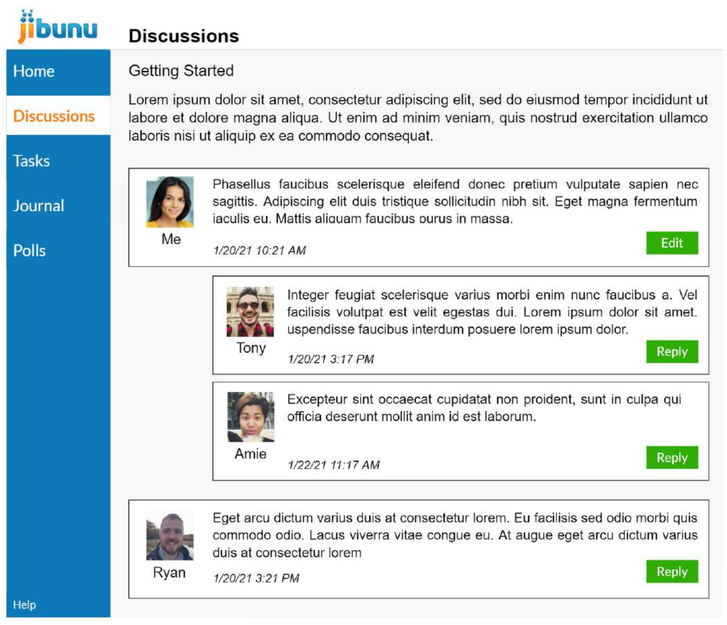

Collage Builder

Collages help research participants express their thoughts, feelings, and emotions on a deeper level than what is possible through words and text alone.

For participants, digital collage building provides an easy to use interface with robust options and features. For researchers, they are faster and more cost-effective and scalable than traditional collage exercises.

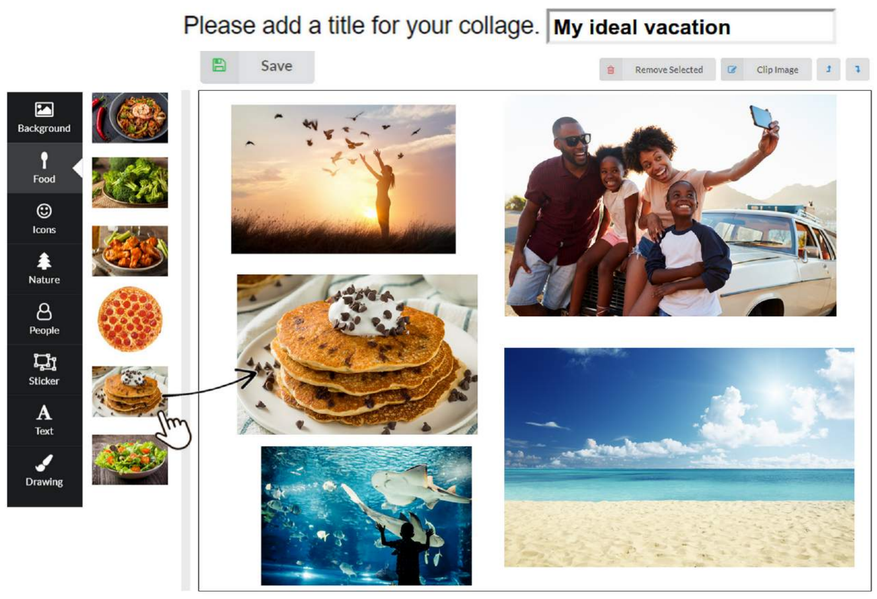

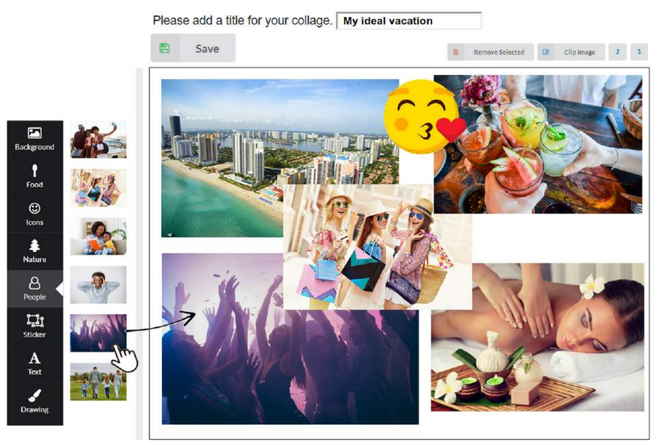

Supporting Services

$$ - $$$$

Sample Procurement & Management

Want one less vendor to worry about? Have us procure and manage sample for you.

Survey Translations

We can handle survey translations and complete your survey overlays quickly, accurately, and at a cost that works for your budget.

Survey Email Invitations & Incentives



Send invitations to as many email addresses as you need. Primary incentives are Amazon, Visa, and Tango gift codes.

Crosstabs

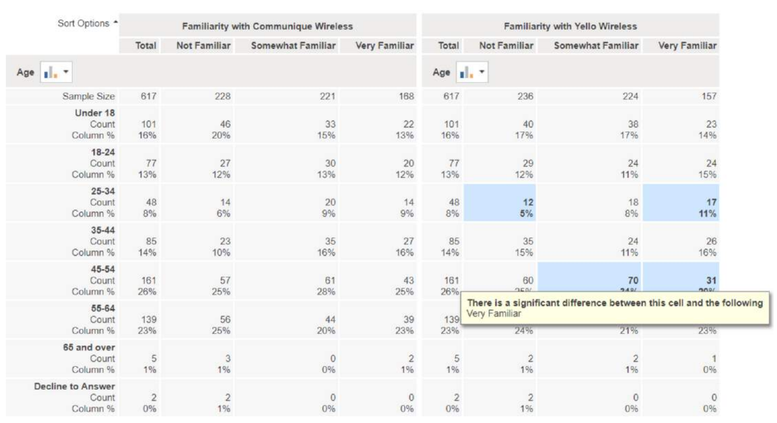

Sort Options	Familiarity with Communique Wireless				Familiarity with Yello Wireless			
	Total	Not Familiar	Somewhat Familiar	Very Familiar	Total	Not Familiar	Somewhat Familiar	Very Familiar
Age					Age			
Sample Size	617	228	221	188	617	236	224	157
Under 18								
Count	101	46	33	22	101	40	38	23
Column %	16%	20%	15%	13%	16%	17%	17%	14%
18-24								
Count	77	27	30	20	77	29	24	24
Column %	13%	12%	13%	12%	13%	12%	11%	15%
25-34								
Count	48	14	20	14	48	12	18	17
Column %	8%	6%	9%	9%	8%	5%	8%	11%
35-44								
Count	85	23	35	27	85	35	24	26
Column %	14%	10%	16%	16%	14%	15%	11%	16%
45-54								
Count	161	57	61	43	161	60	70	31
Column %	26%	25%	28%	25%	26%	[illegible]	[illegible]	[illegible]
55-64								
Count	139	56	44	39	139	[illegible]	[illegible]	[illegible]
Column %	23%	25%	20%	23%	23%	24%	21%	23%
65 and over								
Count	5	3	0	2	5	2	2	1
Column %	1%	1%	0%	1%	1%	1%	1%	0%
Decline to Answer								
Count	2	2	0	0	2	2	0	0
Column %	0%	1%	0%	0%	0%	1%	0%	0%

There is a significant difference between this cell and the following
Very Familiar

Crosstabs in our Advanced Reporting with MarketSight allows for a variety of data analysis options, all in real-time.

Matched & Custom Reporting

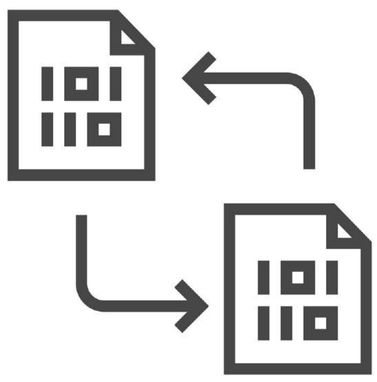

We can match pre-existing layouts and produce custom data formats to match of a particular software package.

Open-end Coding



We work with coding partners who can handle all of your data's coding including multi language and medical.

Product Procurement & Photography



Need product images? Send us the products, or have us purchase them and we'll take high qulity photos for you.

Technology Consulting

Discuss possibilities, expand upon your ideas, and help you bring your ideas from being great concepts to a refined products or tools for your clients or team.

Incentives Fulfillment

Primary incentives are Amazon, Visa, and Tango gift codes, but we can work with you to create any type of incentive solution.

Other Capabilities and Services

- Secure Content Hosting
- Image/File Uploading
- Custom Survey Look and Feel
- Custom Survey URLs
- Adverse Event Reporting
- Dial Testing
- Survey Text Message Invitations
- Choice Task Design
- Analysis and Reporting
- Stacked Data Files
- Questionnaire Design
- PDF Report Generation

Jibunu Unified Management Platform (JUMP)

Designed to give you more visibility and control over your projects.

Learn more at info.jibunu.com

With JUMP, you can...

Pull Data

Access your data in real time 24/7. All data files are available in:

- **Excel**
- **CSV**
- **SPSS**
- **ASCII**

Filter your data pulls by date, language, or respondent status such as complete, terminates, and/or abandons.

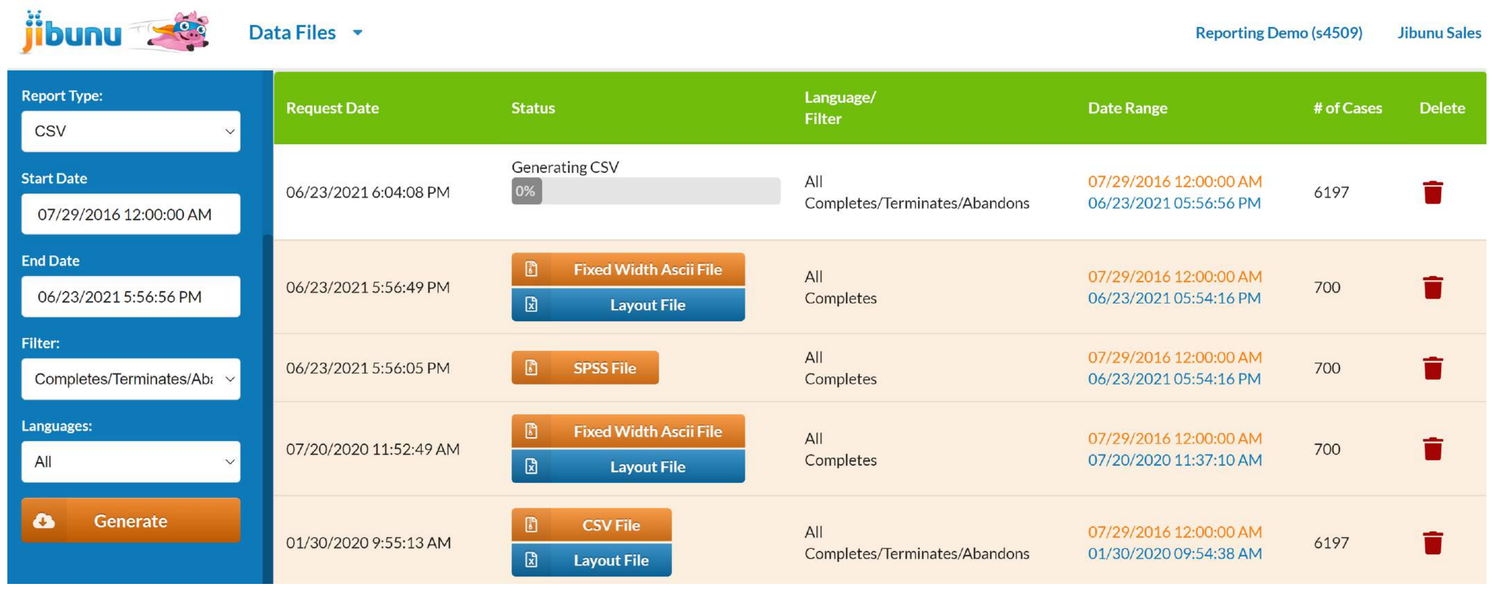

View Reports

Simple Counter

Count Grid	Sample 1	Sample 2	Sample 3	Total
COMPLETES				
Total	21	33	54	108
+ INCOMPLETES				
Total	45	120	60	225
+ TERMINATES				
Total	70	200	75	345

Average Duration	Median Duration	Average Duration Minutes	Median Duration Minutes
00:18:33	00:14:39	18	14

The **Simple Counter** includes the respondent counts for your survey based on completes, terminates, abandons, specified quotas, as well as any other special fields you would like to have tracked

Tracking Grids

GENDER

	Sample 1	Total
Male	333	333
Female	367	367
Total	700	700

AGE

	Sample 1	Total
18 to 24	123	123
25 to 34	125	125
35 to 44	110	110
45 to 54	118	118
55 to 64	107	107
65 to 74	117	117
Total	700	700

GENDER x AGE

	Sample 1		Total
	Male	Female	
18 to 24	60	63	123
25 to 34	58	67	125
35 to 44	51	59	110
45 to 54	62	56	118
55 to 64	45	62	107
65 to 74	57	60	117
Total	333	367	700

Tracking grids will automatically be set up for all quotas and terminates in the survey. By request, additional fields can also be added to the Simple Counter

Progress/Abandon Reports

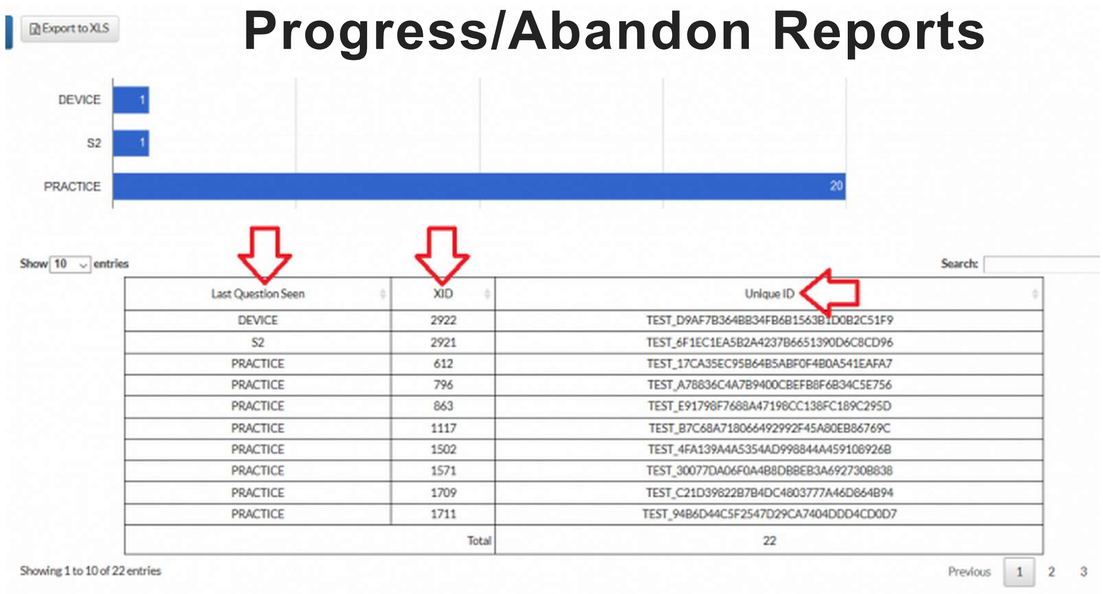

The Progress/Abandon Reports allow you to view where respondents are in the survey, and total counts on the respondents who left off at each question

Topline Report

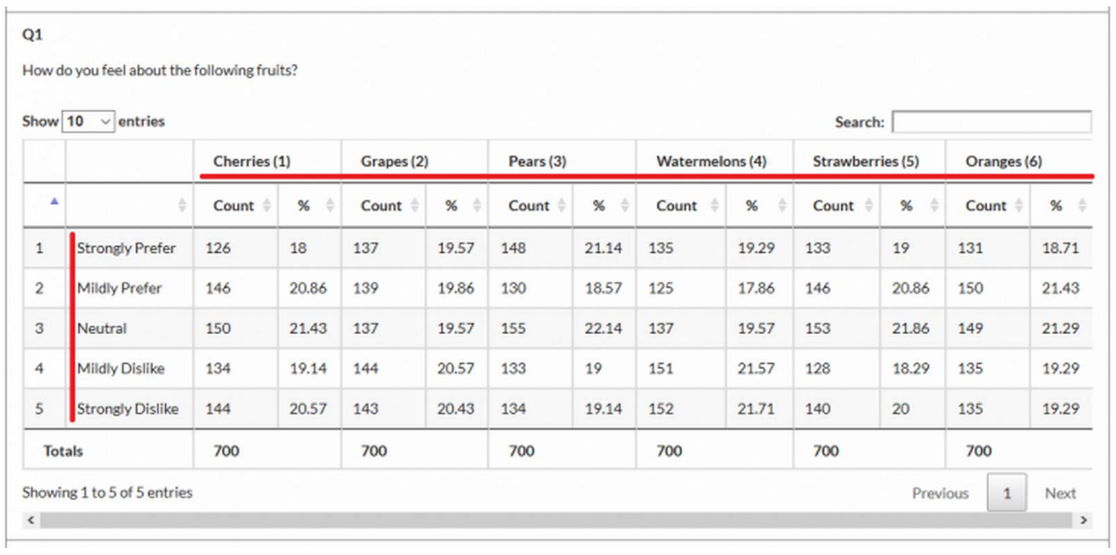

The **Topline Report** will give you the question number, question text, the answer option values and labels, and the option selected by count as well as % breakdown.

Jibunu Unified Management Platform (JUMP)

Designed to give you more visibility and control over your projects.

Learn more at info.jibunu.com

With JUMP, you can...

Access Survey Links

The **Project Details** section of JUMP contains all of your surveys links as well as project notes, and details such as sample providers, data quality, and overlay information.

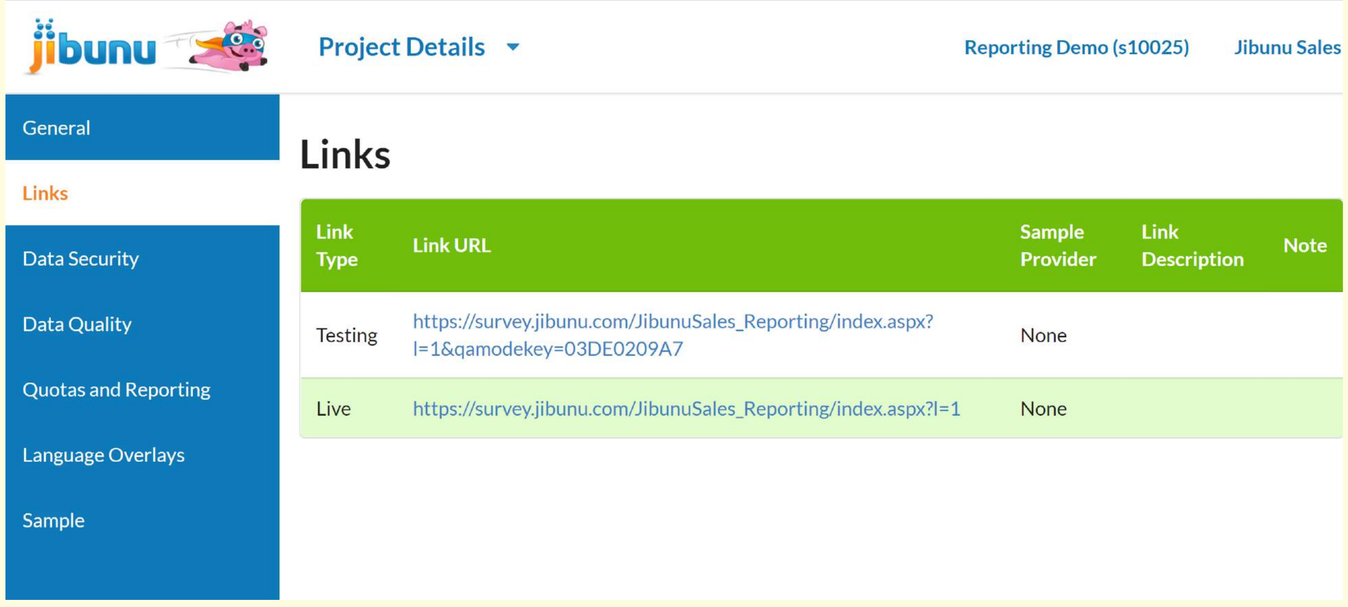

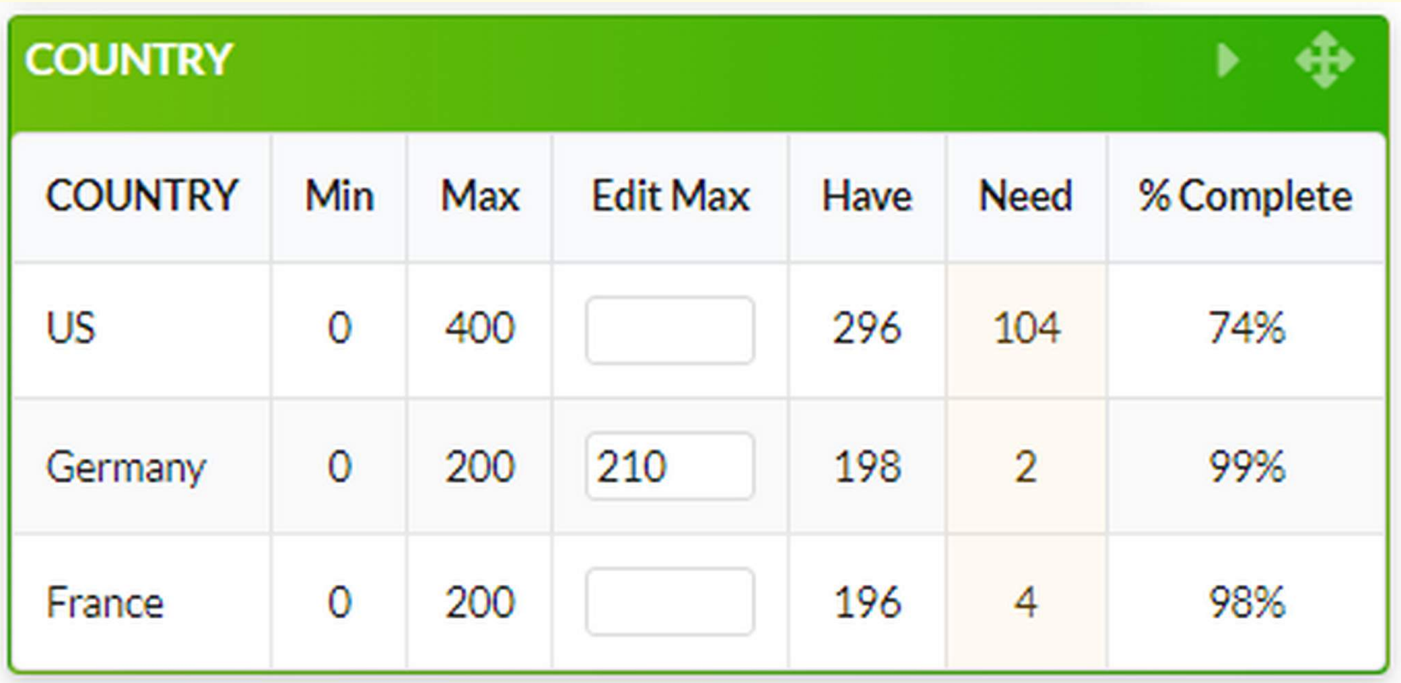

COUNTRY

COUNTRY	Min	Max	Edit Max	Have	Need	% Complete
US	0	400		296	104	74%
Germany	0	200	210	198	2	99%
France	0	200		196	4	98%

Monitor and Edit Quotas

The **Quota Editor** gives you the ability to view and adjust quota counts at your convenience while you are in field

Remove Bad Data

The **Respondent Manager** is where to quickly search and access data on the respondents in your survey, as well as clear IDs for re-invite, or re-categorize those you would like to remove from your data for quality reasons.

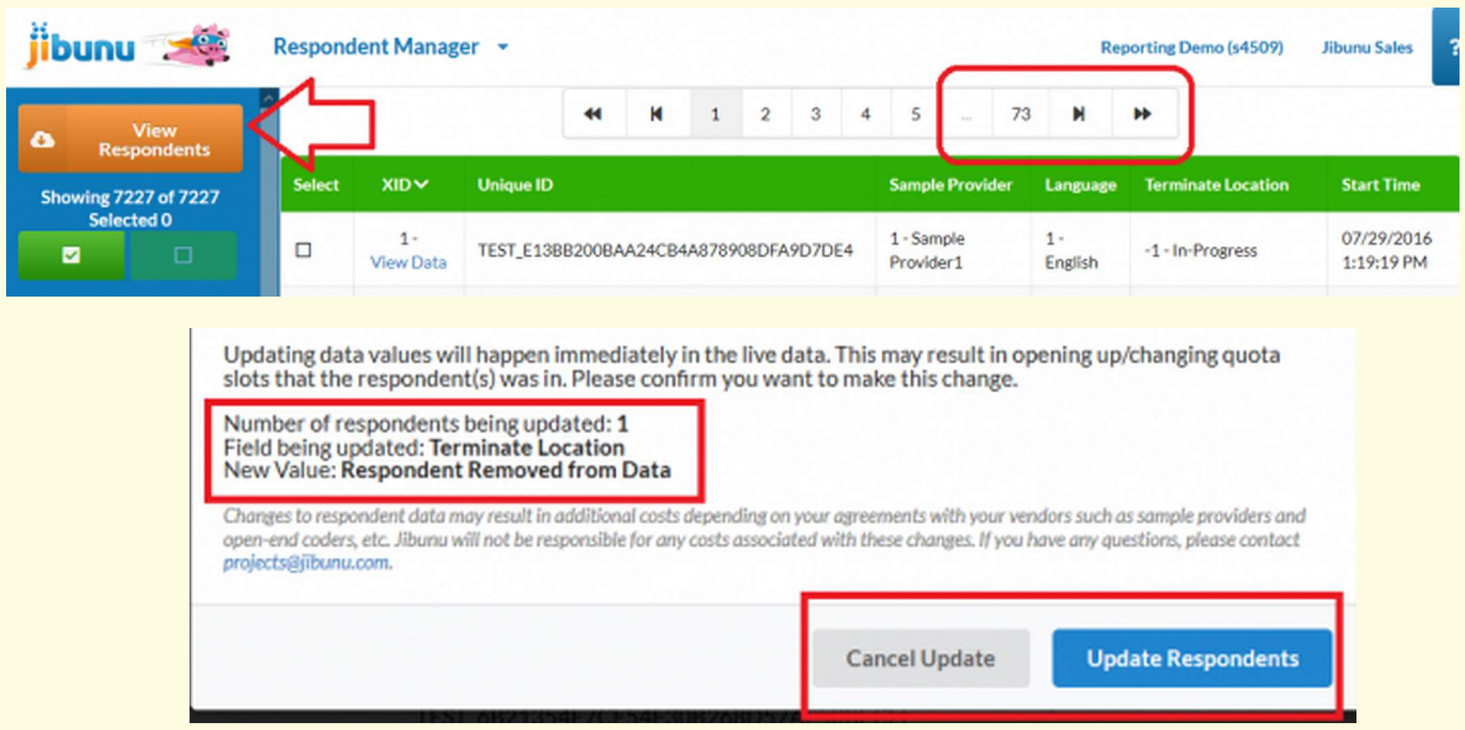

Control Who Has Access

Separate login's for each user allow for control over which applications are enabled each user and if they have view only or edit capabilities. We can also control which sample data each user can access, if you are using multiple vendors.